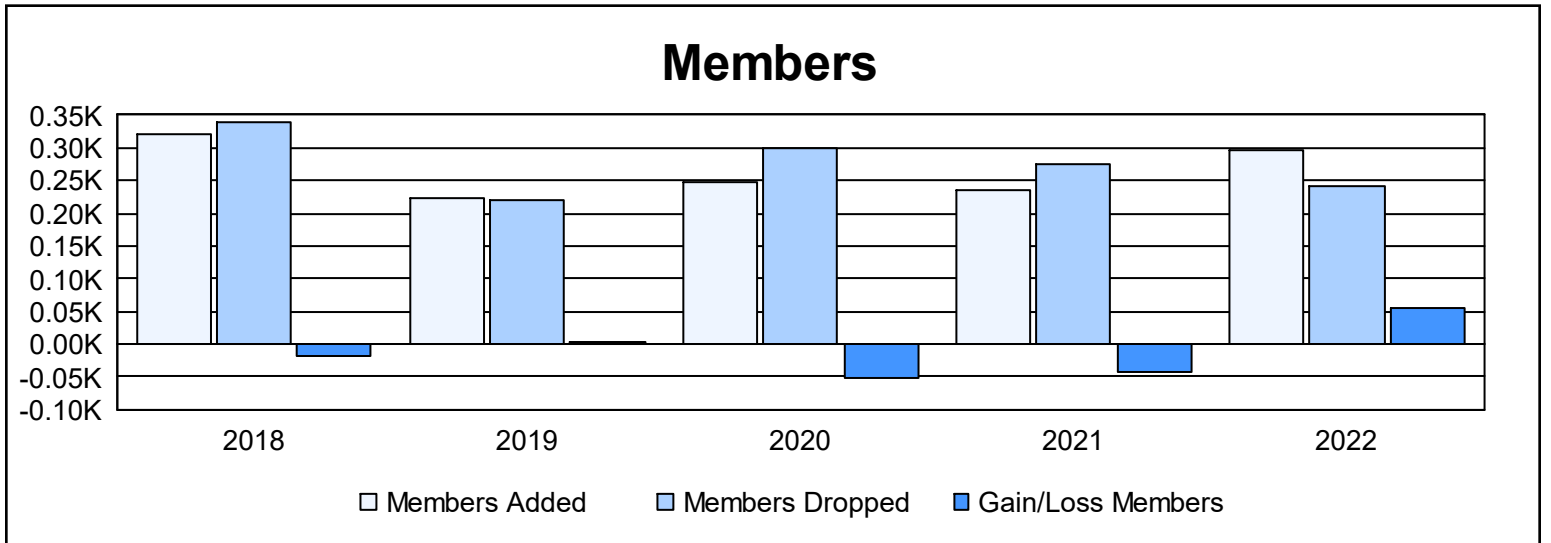
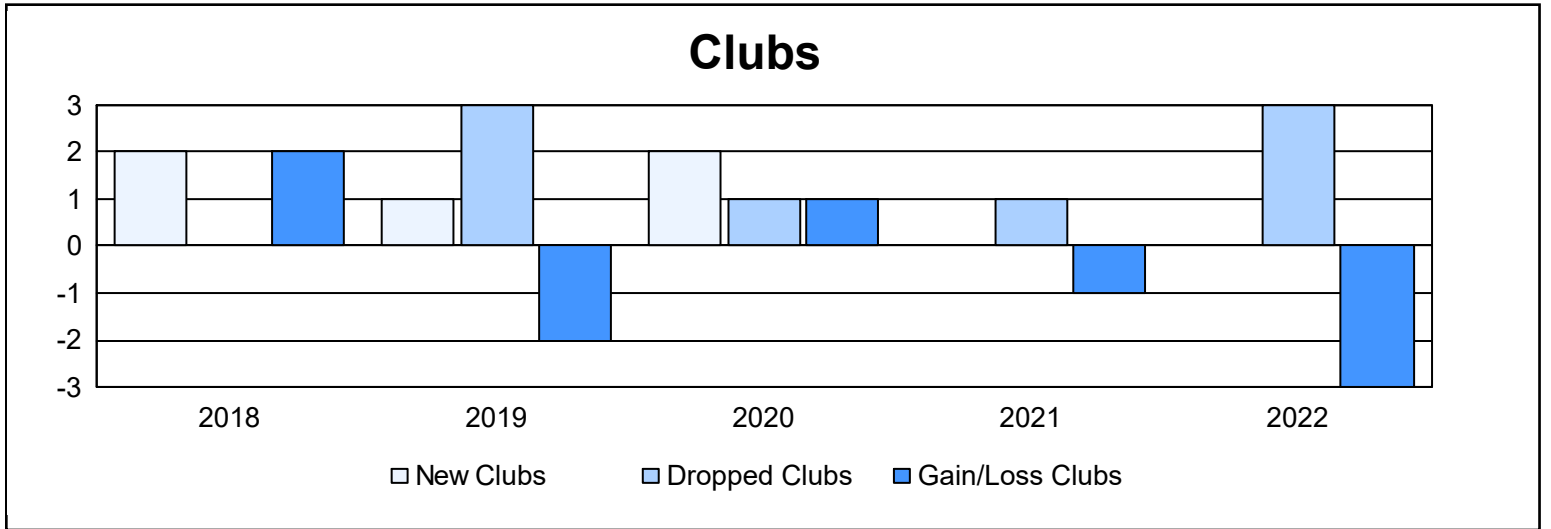
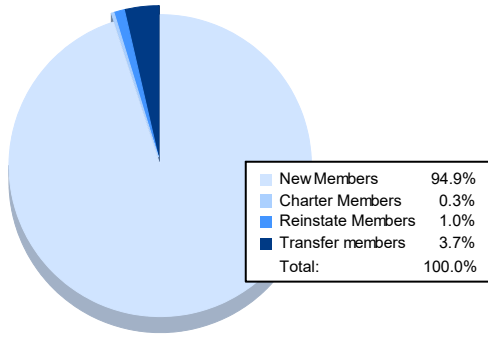


Year	New Clubs	Dropped Clubs	Gain/ Loss Clubs	New Members	Charter Members	Reinstate Members	Transfer Members	Total Member Added	Total Members Dropped	Gain/ Loss Members
2017-2018	2	0	2	248	55	2	17	322	339	-17
2018-2019	1	3	-2	176	29	10	9	224	221	3
2019-2020	2	1	1	183	46	13	6	248	299	-51
2020-2021	0	1	-1	211	5	10	9	235	276	-41
2021-2022	0	3	-3	282	1	3	11	297	242	55
<b>Average</b>	<b>1</b>	<b>2</b>	<b>-1</b>	<b>220</b>	<b>27</b>	<b>8</b>	<b>10</b>	<b>265</b>	<b>275</b>	<b>-10</b>



### Membership Composition June 2022 Cumulative



### Gender Composition June 2022 Cumulative

